

PRIYADARSHINI BHAGWATI COLLEGE OF ENGINEERING, NAGPUR.

PROVISIONAL BALANCE SHEET AS ON 31st MARCH 2023

LIABILITIES	AMOUNT	AMOUNT	ASSETS	AMOUNT	AMOUNT
DEPOSITS FROM LTJSS			FIXED ASSETS		
Balance as per Last Balance Sheet	18,54,15,372.61		(As per schedule "A" Attached)		19,21,49,989.69
Add: Deposits During the year	3,46,48,805.00				
	22,00,64,177.61		INVESTMENTS		
Less : Repaymant	2,17,83,107.00	19,82,81,070.61	FDR with PNB	3,00,000.00	
			FDR with Allahabad Bank	76,75,000.00	79,75,000.00
DEPRECIATION RESERVE			CURRENTS ASSETS		
Balance as per Last Balance Sheet	14,71,76,593.00		(As per Schedule "C" attached)		
Add : Depreciation during the year (As per schedule "A" Attached)	53,39,629.00		Deposits	1,41,760.00	
	15,25,16,222.00		Loan & Advances (Assets)	4,06,510.00	
Less : Transfer during the year	-	15,25,16,222.00	Receivables	8,26,98,993.94	8,32,47,263.94
Loans (Libility)		33,45,583.58	CASH & BANK BALANCES		
Bank OD A/c (Indian Nank)	33,45,583.58		(As per schedule "D" Attached)		1,28,76,645.28
CURRENT LIABILITIES			INCOME & EXPENDITURE A/C		
Provisions (As per schedule "B" Attached)	3,64,45,523.70	3,64,45,523.70	Balance as per Last Balance Sheet	5,93,50,764.72	
			Add : Loss during the year	3,83,19,859.26	9,76,70,623.98
Advance Fees		23,39,379.00			
Caution Money		9,91,744.00			
		39,39,19,522.89			39,39,19,522.89



Principal

Priyadarshini Bhagwati College of Engg.
Umred Road, Nagpur.






PRIYADARSHINI BHAGWATI COLLEGE OF ENGINEERING, NAGPUR
INCOME & EXPENDITURE FOR THE YEAR ENDED 31 MARCH 2023


Expenditure	Amount	Income	Amount
Salary Account	4,86,02,317.24	Tuition Fee A/c	7,15,29,025.00
Salary Provision	1,09,01,840.00	Development Fee	84,72,898.00
Admission Campaign Expenses	4,36,710.00	Interest Received From Bank	1,09,753.00
Admission Regulating Authority Exp	60,500.00	Grants/Sponsorship & Other Income	48,571.00
Advertisement Expenses	3,02,287.00		
A.M.C. Charges	3,69,398.00	Excess of Expenditure over Income	3,83,19,859.26
Approval / Inspection / Processing Exp.	1,10,000.00		
Audit Fees	7,08,000.00		
Bank Charges & Commission	9,710.25		
Building Insurance	76,270.00		
Building Repairs	1,50,520.00		
Civil Work Expenses	93,344.00		
Cleaning Expenses	6,786.00		
Computer & Peripherals	12,049.00		
Conveyance Charges	1,28,046.00		
Depreciation A/c	53,39,629.00		
Electrical Repairs	3,34,222.00		
Electricity Charges	10,95,100.00		
Enrollment Fees	40,630.00		
Equipments Repairs	64,440.00		
Exam Fees Paid	40,94,117.00		
Faculty Group Insurance	2,841.00		
Fire Fighting Expenses	2,07,950.00		
FRA Processing Fee	3,48,800.00		
Fuel & Maintaince Exp.	1,54,867.00		
Furniture Repairs	5,827.00		
Games & Sports Exp.	32,815.00		
Garden/Sanitary Maint. Exp	12,43,410.00		
Gratuity	25,54,585.00		
Green Audit	6,800.00		
Honorarium Expenses	41,95,000.00		
Induction Programme Exp.	33,053.00		
Industrial Tour & Training	33,659.00		
Interest on Loan	1,94,76,166.00		
Internet Expenses	8,37,377.00		
Lab Consumables	91,500.00		
Legal Expenses/HRD Consultancy	20,07,946.00		
Library Expenses	23,368.00		
Misc. Expenses	67,496.00		
NMC-Revised Map Sanction	63,82,643.00		
Painting Expenses	1,54,211.00		
Parents Meet Exps	2,711.00		
Plumbing Expenses	53,588.00		
Postage Courier & Cargo	396.00		
Printer Cartridge Refilling	18,125.00		



Printing & Stationary	5,44,981.00		
R&D Expenses-Faculties	85,199.00		
R & D Expenses- Students	6,849.00		
Refreshment & Meeting Exps.	69,152.00		
Remuneration Charges	23,13,265.00		
Repairs & Maintainance	45,348.00		
Sanitary Charges	14,633.00		
Security Charges	17,65,698.00		
Seminar & Sponsorship Expenses	9,898.00		
Stationary Expenses	1,18,199.00		
Students Development Prog Exp	3,56,851.00		
Students Insurance	2,64,166.00		
Telephone Charges	98,937.00		
Training & Placment Exp.	6,76,886.00		
Transportation Charges	8,500.00		
Travelling Expenses	7,87,500.00		
University Annual Fees Paid	3,41,174.00		
Water Charges	82,768.77		
Workshop Exps & Conumables	19,052.00		
Excess of Income over Expenditure	0.00		
TOTAL	11,84,80,106.26	TOTAL	11,84,80,106.26


Principal
 Priyadarshini Bhagwati College of Engg.
 Umred Road, Nagpur.





PRIVADARSHINI BHAGWATI COLLEGE OF ENGINEERING, NAGPUR
SCHEDULE "A" DEPRECIATION SCHEDULE ATTACHED TO BALANCE SHEET AS ON 31 MARCH 2023

SN	PARTICULARS	RATE	GROSS BLOCK				DEPRECIATION			NET BOLCK
			OPENING BALANCE AS ON 01.04.22	ADDITION BEFORE SEPT'22 (4.1.2)	ADDITION AFTER SEPT'22 (4.1.2)	TOTAL	OPENING BALANCE AS ON 01.04.22	DEPRECIATION DURING THE YEAR	Total	
			1	2	3	4=1+2+3	5	6	7=5+6	8=3-6
1	BUILDING A/C	10%	14,70,64,686.95	-	-	14,70,64,686.95	11,28,78,818.00	34,18,587.00	11,62,97,405.00	3,07,67,281.95
2	COMPUTER & SOFTWARE	40%	1,32,62,068.74		22,03,650.00	1,54,65,718.74	1,30,47,173.00	5,26,688.00	1,35,73,861.00	18,91,857.74
3	DIESEL GENERATOR	15%	10,55,500.00			10,55,500.00	8,69,228.00	27,941.00	8,97,169.00	1,58,331.00
4	FURNITURE & FIXTURES	10%	69,33,102.00			69,33,102.00	47,64,878.00	2,16,822.00	49,81,700.00	19,51,402.00
5	LAB. EQUIPMENTS	15%	1,38,35,673.00		1,66,970.00	1,40,02,643.00	94,25,086.00	6,74,111.00	1,00,99,197.00	39,03,446.00
6	LIBRARY BOOKS	100%	21,55,342.00	14,023.00	1,24,463.00	22,93,828.00	21,46,935.00	84,662.00	22,31,597.00	62,231.00
7	OFFICE EQUIPMENTS	15%	16,81,163.00	75,000.00		17,56,163.00	12,55,376.00	75,118.00	13,30,494.00	4,25,669.00
8	SOLAR ENERGY PANEL	40%	35,78,348.00			35,78,348.00	27,89,099.00	3,15,700.00	31,04,799.00	4,73,549.00
	TOTAL		18,95,65,883.69	89,023.00	24,95,083.00	19,21,49,989.69	14,71,76,593.00	53,39,629.00	15,25,16,222.00	3,96,33,767.69



PRIYADARSHINI BHAGWATI COLLEGE OF ENGINEERING, NAGPUR
SCHEDULE ATTACHED TO BALANCE SHEET AS ON 31 MARCH 2023

PARTICULARS	AMOUNT	AMOUNT
<u>SCHEDULE "B" : CURRENT LIABILITIES</u>		
<u>PROVISIONS :</u>		
Electricity Charges Payable	39,560.00	
EPF-Employees Contribution	3,22,590.00	
EPF-Admin Charges payable	13,441.00	
EPF-Management Contribution	1,31,512.00	
Excess Fees Payable	3,06,689.00	
Expenses Payable	3,45,54,585.00	
Salary Payable	18,643.00	
Security Deposit - Salary	8,35,818.00	
Security Deposit - Centeen	20,000.00	
Security Deposit - Student Co-Op Stores	5,000.00	
TDS Consultancy Payable	2,578.00	
TDS Payable	3,000.00	
Telephone Charges Payable	8,883.00	
University Exam Fund	1,82,431.00	
Water Charges Payable	793.70	3,64,45,523.70
TOTAL		3,64,45,523.70

PRIYADARSHINI BHAGWATI COLLEGE OF ENGINEERING, NAGPUR
SCHEDULE ATTACHED TO BALANCE SHEET AS ON 31 MARCH 2023

PARTICULARS	AMOUNT	AMOUNT
<u>SCHEDULE "C" : CURRENT ASSETS</u>		
<u>DEPOSITS :</u>		
Security Deposit with Chaudhary Petroleum Cervo	10,000.00	
Security Deposit with M.S.E.B.	1,06,820.00	
Water Connection Deposit	24,940.00	1,41,760.00
<u>LOAN & ADVANCES (ASSET) :</u>		
Advance to Dr. A.G. Haldar	10,000.00	
Advance to Dr. N.K. Choudhari	5,710.00	
Advance to Mr. Akshay Anjekar	1,15,000.00	
Advance to Mr. Dipak Khasde	2,00,000.00	
Advance to Mr. Kapil Hande	1,300.00	
Advance to Mr. P.N. Yerkewar	20,000.00	
Advance to Mr. S. Pimpalgaonkar	36,000.00	
Advance to Mr. Pramod Itware	4,500.00	
Advance to Mr. Shailendra Daf	10,000.00	



PARTICULARS	AMOUNT	AMOUNT
Advance to Ms, Kanchan Ganvir	2,000.00	4,06,510.00
Salary Advance to Mr. Robince Meshram	2,000.00	
RECEIVABLES :		
Accrued Interest	21,95,742.79	
Fees Receivables	63,71,973.75	
Receivable from DTE	55,000.00	
Scholarship Receivables (2018-19)	38,98,704.00	
Scholarship Receivables (2021-22)	1,02,89,896.40	
Scholarship Receivables (2022-23)	5,98,87,677.00	8,26,98,993.94
TOTAL		8,32,47,263.94

PRIYADARSHINI BHAGWATI COLLEGE OF ENGINEERING, NAGPUR
SCHEDULE ATTACHED TO BALANCE SHEET AS ON 31 MARCH 2023

PARTICULARS	AMOUNT	AMOUNT
SCHEDULE "D" : CASH & BANK BALANCES		
Cash in Hand	3,97,973.00	
Autosweep with Indian Bank	43,56,152.00	
Autosweep with PNB	12,70,633.00	
Indian Bank (Exam A/c)	15,06,592.90	
PNB A/c No.0354010105926514	51,965.76	
PNB (A/c No.217188)	80,026.00	
PNB (Caution Money A/c)	2,52,393.48	
PNB (Exam A/c)	6,21,902.48	
PNB (Scholarship A/c)	43,01,051.13	
The NDCC Bank	37,955.53	
		1,28,76,645.28
TOTAL		1,28,76,645.28

